

Money Market Fund (KES)

Fact sheet as of: 28th February 2026



Investment Policy and Objective

The **Stanbic Money Market Fund** aims to achieve both stable income generation and capital preservation by investing in a range of high-quality bank deposits, treasury and corporate debt securities in the Kenyan market.

The fund is suitable for individuals who want to start their investment journey or are looking for a place to build an emergency fund - normally considered three to six months of monthly expenses.

Corporates and Groups can also invest in this fund to generate stable revenue streams and grow their capital while ensuring investment risk is contained.

Risk Rating

Low

Medium

High

Fund Details

Fund Manager	SBG Securities Limited
Launch Date	July 2024
Currency	Kenyan Shilling (KES)
Trustee	KCB Bank Kenya Limited
Custodian	Standard Chartered Bank Kenya Limited
Auditors	Deloitte Kenya
Minimum Investment	KES 1,000
Minimum Top up	KES 1,000
Monthly Average Annual Effective Yield	5.61%
Highest Historical Yield	17.35%
Lowest Historical Yield	5.44%
Fund Size	KES 2.17 Billion
Management Fee	2% p.a. + VAT
Benchmark	Three Month Average 182-day treasury bill rate

Distribution

Calculation of income for distribution will be computed daily and accrued on each investor account at end of every day. The cumulative accrued income over a calendar month will be distributed/paid to the investor on the last day of the calendar month and where applicable re-investment of income shall take place monthly.

Statutory Disclosures and General Terms & Conditions

The investment value may go up or down and past performance is not a guarantee of future performance. The returns indicated are net of fees and other expenses and gross of withholding tax. The Investment Manager does not provide any guarantee either with respect to the capital or the return of the fund. In certain specified circumstances, investors' right to redeem their participatory interests may be suspended.

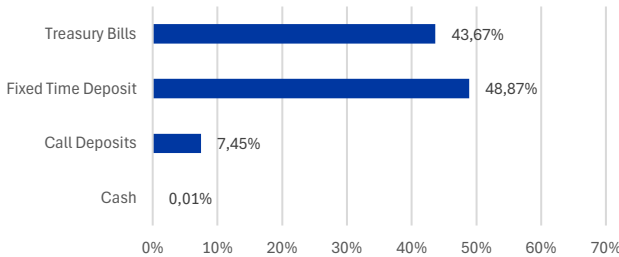
Subscriptions and withdrawals will receive the price of the next day if received after 09h00 (EAT). Additional information about this product including, but not limited to, application forms, factsheets and annual reports, can be obtained free of charge, at the Fund Manager's office and on the Fund Manager's website <https://www.stanbicbank.co.ke/kenya/asset-management> Kindly refer to the Information Memorandum, Scheme Particulars and Trust Deed for additional information.

Money Market Fund (KES)

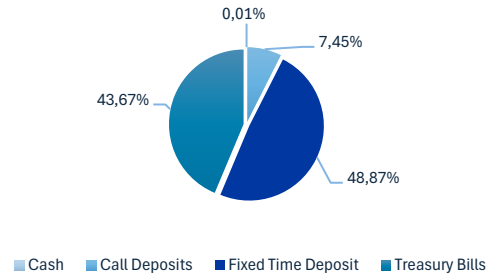
Fact sheet as of: 28th February 2026



Asset Classes

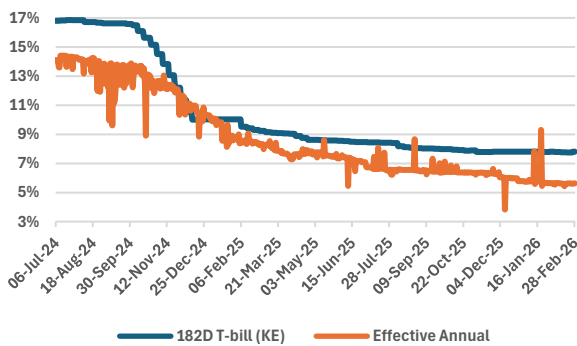


Stanbic Money market Fund



Fund Performance

Cumulative Performance



Returns (%)	Feb 2026	YTD - 2026	Inception
Fund Performance	5.61%	5.76%	8.85%
Benchmark	7.78%	7.79%	10.38%

Returns shown are net of fees but gross of 15% withholding tax.

Fund Review and Strategy

The Stanbic Money Market Fund had assets under management of Kes 2.17Bn at the end of February 2026. The fund's year-to-date return was 5.76% against a benchmark of 7.79%. At the end of the reporting period, the fund had 43.67% of its assets in Kenya Government treasury bills, 48.87% in fixed deposits and 7.46% in cash and call deposits. The fund's strategy is to remain conservative by investing in money market securities. The fund had a weighted average duration of 0.31 years.

Market Overview

GDP: Kenya's 2026 economic outlook is strong, with GDP growth projected at about 5.2%–5.3%. The National Treasury's 2026 BPS forecasts 5.3% growth despite fiscal and debt pressures, pointing to stabilizing inflation, stronger private-sector demand, and ongoing investment in infrastructure and housing.

Currency: The Kenya Shilling remained stable throughout February 2026, holding the narrow trading range established in January. It traded at Kes 129.02 per USD on 26 February, with the month's movement confined between Kes 129.13 and 128.57. This stability was supported by adequate FX reserves, steady export inflows, and strong diaspora remittances.

Inflation: Inflation eased further in February 2026, with headline inflation declining to 4.3% from 4.4% in January. Core inflation dropped to 2.1%, while non-core inflation moderated to 10.1%, helped by softer energy costs and mixed fresh-produce price movements. Food inflation stayed high at 7.3%, though several staples registered month-on-month price declines, keeping overall inflation well within the CBK's 2.5%–7.5% target range.

CBR Rate: The Monetary Policy Committee (MPC) reduced the Central Bank Rate to 8.75% on 10 February 2026, marking the 10th consecutive cut since August 2024. The decision was supported by stable inflation, improving credit conditions, and a resilient 2026 growth outlook, which the CBK projects at 5.5%.

Treasury Bill Rates: T-bill yields were largely stable in February 2026, showing mixed shifts across maturities. The 91-day yield eased slightly to about 7.60%, the 182-day rose marginally to 7.80%, and the 364-day declined to 8.80% from 8.90% the previous week. CBK reported strong oversubscription at 243.9% in the week ending 26 February, with particularly strong demand for the 364-day paper.

Contact Details

Manager

SBG Securities Limited
Stanbic Bank Centre
Chiromo Road, Westlands
P.O. Box 47198 00200 Nairobi

Trustee

KCB Bank Kenya Limited
KCB Towers, 7th Floor, Kenya Road, Upper Hill
P.O. Box 30664-00100 Nairobi, Kenya

Stanbic Unit Trust Funds are products of SBG Securities Limited, which is a subsidiary of Stanbic Holdings Plc and a licensed Investment Bank regulated by the Capital Markets Authority. These funds are distributed by Stanbic Bank Kenya Limited and may also be distributed by authorised agents of SBG Securities limited and Stanbic Bank Kenya Limited.

Fixed Income Fund (USD)

Fact sheet as of: 28th February 2026



Investment Policy and Objective

The **Stanbic Fixed Income Fund (USD)** aims to provide currency diversification, income generation and stable growth. It seeks to achieve this by investing in eurobonds, short term USD deposits and offshore assets.

The fund is suitable for individuals, corporates and groups looking for long-term capital growth and periodic income from a well-diversified US Dollar denominated portfolio.

This is a moderate risk fund, offering the benefits of currency diversification and competitive return.

Risk Rating

Low

Medium

High

Fund Details

Fund Manager	SBG Securities Limited
Launch Date	July 2024
Currency	United States Dollar (USD)
Trustee	KCB Bank Kenya Limited
Custodian	Standard Chartered Bank Kenya Limited
Auditors	Deloitte Kenya
Minimum Investment	USD 100
Minimum Top up	USD 100
Monthly Average Annual Effective Yield	4.91%
Peak Historical Yield	7.46%
Trough Historical Yield	3.48%
Fund Size	USD 22.98 Million
Management Fee	1% p.a. + VAT
Benchmark	180-day average SOFR

Distribution

Calculation of income for distribution will be computed daily and accrued on each investor account at end of every day. The cumulative accrued income over a calendar month will be distributed/paid to the investor on the last day of the calendar month and where applicable re-investment of income shall take place monthly.

Statutory Disclosures and General Terms & Conditions

The investment value may go up or down and past performance is not a guarantee of future performance. The returns indicated are net of fees and other expenses and gross of withholding tax. The Investment Manager does not provide any guarantee either with respect to the capital or the return of the fund. In certain specified circumstances, investors' right to redeem their participatory interests may be suspended.

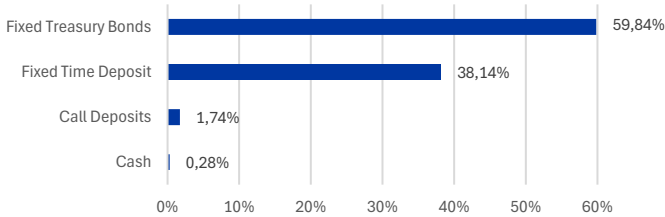
Subscriptions and withdrawals will receive the price of the next day if received after 09h00 (EAT). Additional information about this product including, but not limited to, application forms, factsheets and annual reports, can be obtained free of charge, at the Fund Manager's office and on the Fund Manager's website <https://www.stanbicbank.co.ke/kenya/asset-management> Kindly refer to the Information Memorandum, Scheme Particulars and Trust Deed for additional information.

Fixed Income Fund (USD)

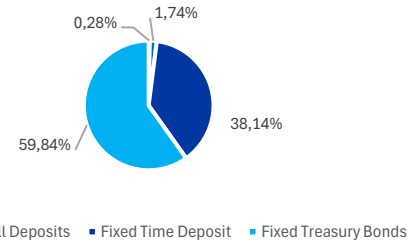
Fact sheet as of: 28th February 2026



Asset Classes

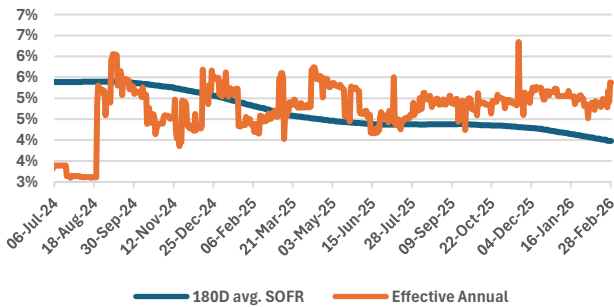


Stanbic Fixed Income Fund



Fund Performance

Cumulative Performance



Returns (%)	Feb 2026	YTD- 2026	Inception
Fund Performance	4.91%	4.97%	4.74%
Benchmark	4.03%	4.09%	4.69%

Returns shown are net of fees but gross of 15% withholding tax.

Fund Review and Strategy

The Stanbic Fixed Income USD Fund had assets under management of USD 22.98Mn at the end of February 2026. The fund's year-to-date return was 4.97% against a benchmark of 4.09%. At the end of the reporting period, the fund had 59.84% of its assets in eurobonds, 38.14% in fixed deposits and 2.02% in cash and cash deposits. The fund had a weighted average duration of 5.10 years.

Market Overview

US Inflation: As at end-February, the latest available inflation data is for January 2026, released on 13 February. Headline CPI rose 2.4% year-on-year, easing from 2.7% in December. This represents the slowest inflation print since May 2025 and signals a continued moderation in price pressures at the start of the year.

USD Index vs Major Currencies: The U.S. Dollar Index (DXY) closed at 97.61 on 27 February 2026. Over the month, the index traded within a relatively narrow range, reaching a low of 96.49 on 11 February and a high of 98.08 on 20 February. The dollar's movements reflected shifting expectations around U.S. monetary policy.

US Federal Reserve (FED): As of February 2026, the Federal Reserve's most recent policy action remains the January 27–28, 2026 meeting, where it held the policy rate at 3.5%–3.75%, pausing after three consecutive cuts in late 2025 and citing still-elevated inflation and stabilizing unemployment. Looking ahead, markets expect the Fed to hold rates again at the March 17–18, 2026 meeting.

Contact Details

Manager

SBG Securities Limited
Stanbic Bank Centre
Chiromo Road, Westlands
P.O. Box 47198 00200 Nairobi

Trustee

KCB Bank Kenya Limited
KCB Towers, 7th Floor, Kenya Road, Upper Hill
P.O. BOX 30664-00100 Nairobi, Kenya

Fixed Income Fund (KES)

Fact sheet as of: 28th February 2026



Investment Policy and Objective

The **Stanbic Fixed Income Fund (KES)** aims to deliver competitive returns by investing in a diversified mix of interest-bearing instruments, including treasury bills and bonds, corporate notes, fixed and call deposits.

The Fund operates on a **Net Asset Value (NAV)** basis, with returns generated through income and capital appreciation.

The Fund is ideal for investors seeking periodic income with potential for long-term capital growth, as well as corporates and groups aiming to diversify their portfolios while maintaining a controlled level of risk.

This is a medium-risk fund, actively managed to balance duration, yield, credit quality, and liquidity.

Risk Rating

Low

Medium

High

Fund Details

Fund Manager	SBG Securities Limited
Launch Date	July 2025
Currency	Kenyan Shilling (KES)
Trustee	KCB Bank Kenya Limited
Custodian	Standard Chartered Bank Kenya Limited
Auditors	Deloitte Kenya
Minimum Investment	KES 1,000
Minimum Top up	KES 1,000
Closing NAV	KES 109.42
Highest Historical NAV	KES 109.42
Lowest Historical NAV	KES 100.00
Fund Size	KES 498.33 Million
Management Fee	2% p.a. + VAT
Benchmark	S&P Kenya Bond Index (60%) & 91D T-bill (40%)

Distribution

The **Stanbic Fixed Income Fund (KES)** will be priced daily based on its **Net Asset Value (NAV)** per unit, which represents the fair market value of all portfolio holdings—including accrued interest and any capital gains or losses—after deducting applicable liabilities. The Fund applies a mark-to-market valuation methodology in compliance with regulatory standards to ensure transparency and accuracy.

Statutory Disclosures and General Terms & Conditions

The investment value may go up or down and past performance is not a guarantee of future performance. The returns indicated are net of fees and other expenses and gross of withholding tax. The Investment Manager does not provide any guarantee either with respect to the capital or the return of the fund. In certain specified circumstances, investors' right to redeem their participatory interests may be suspended.

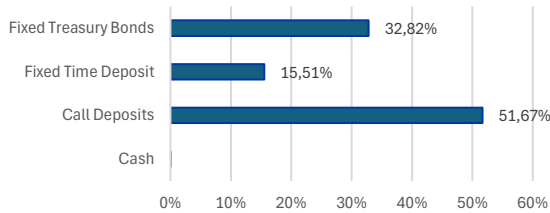
Subscriptions and withdrawals will receive the price of the next day if received after 09h00 (EAT). Additional information about this product including, but not limited to, application forms, factsheets and annual reports, can be obtained free of charge, at the Fund Manager's office and on the Fund Manager's website <https://www.stanbicbank.co.ke/kenya/asset-management> Kindly refer to the Information Memorandum, Scheme Particulars and Trust Deed for additional information.

Fixed Income Fund (KES)

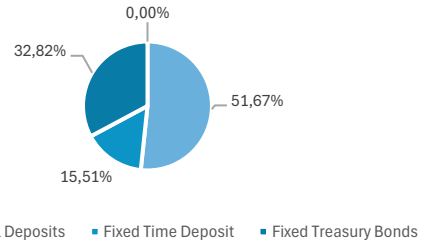
Fact sheet as of: 28th February 2026



Asset Classes

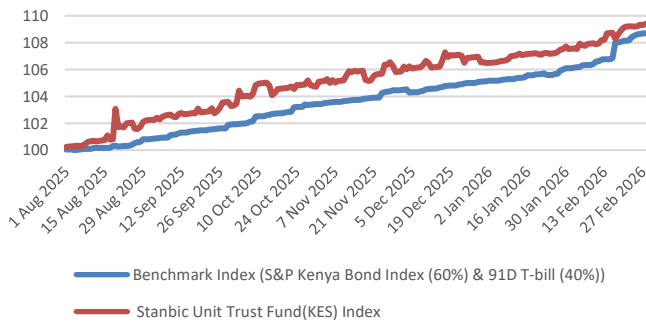


Stanbic Fixed Income Fund



Fund Performance

Cumulative Performance



Returns	Feb 2026	YTD- 2026	Inception
Fund Performance (NAV)	22.75%	17.13%	16.06%
Benchmark	31.93%	21.03%	14.82%

Fund Review and Strategy

The Stanbic Fixed Income Fund had assets under management of Kes 498.33 Mn at the end of February 2026. The fund's year-to-date return was 17.13% against a benchmark of 21.03%. At the end of the reporting period, the fund had 32.82% of its assets in Kenya Government treasury bonds, 15.51% in fixed deposits and 51.67% in cash and call deposits.

Market Overview

Money Market: The money market remained liquid during the week ending February 26, 2026, supported by active open-market operations. Commercial banks held Kes 52.3 billion in excess reserves above the 3.25% CRR requirement, reflecting strong system liquidity. The Kenya Shilling Overnight Interbank Average (KESONIA) stayed stable at 8.77% on February 26, indicating steady short-term funding conditions. Interbank activity softened, with the average number of transactions declining to 18 from 26 the previous week, while the average value traded edged down to Kes 9.0 billion from Kes 9.1 billion, consistent with banks remaining comfortably funded.

Bond Market: Kenya's Treasury bond market remained exceptionally strong in February 2026, with reopened issues FXD3/2019/015 and FXD1/2018/025 attracting Kes 213.74 billion in bids against a Kes 50 billion offer, an oversubscription of 427%, highlighting robust investor demand. The bonds cleared at 12.18% and 13.36%, respectively, both slightly below market averages due to aggressive bidding and ample liquidity. Secondary market activity surged, with turnover rising to Kes 381.8 billion, a 37.2% month-on-month increase, while the yield curve normalized into an upward slope, reflecting improved short-term confidence and persistent long-term fiscal premium.

Contact Details

Manager

SBG Securities Limited
 Stanbic Bank Centre
 Chiromo Road, Westlands
 P.O. Box 47198 00200 Nairobi

Trustee

KCB Bank Kenya Limited
 KCB Towers, 7th Floor, Kenya Road, Upper Hill
 P.O. BOX 30664-00100 Nairobi, Kenya